

Scaled data based on original data using
LM-79-08 Approved Method: Electrical and Photometric Measurements of Solid-
State Lighting Products

Test Report Prepared for
Cooper Lighting Solutions
(formerly Eaton)

Brand: McGRAW-EDISON

Report Number: P451424

Luminaire Tested: **GALN-SA2B-740-U-T1**

Issue Date: 1/4/2021

Test Information

Test Method: LM-79-08
Report Number: P451424
TEST IS SCALED FROM IESNA LM-79-08 TEST DATA (G3-2011-042-5)
Test Lab: INNOVATION CENTER
Issue Date: 1/4/2021
Manufacturer: COOPER LIGHTING SOLUTIONS (FORMERLY EATON)
Product Line: MCGRAW-EDISON
Catalog Number: GALN-SA2B-740-U-T1
Description: GALLEON AREA AND ROADWAY LUMINAIRE
(2) 70 CRI, 4000K, 800mA LIGHTSQUARES WITH 16 LEDS EACH AND TYPE I OPTICS
Light Source: -
Ballast/Driver: ELECTRONIC DRIVER

Summary

Lumens per Lamp: N/A
Luminaire Lumens: 11423 lumens
Efficiency: N/A
Efficacy: 139.3 lumens/watt
Luminous Opening: Rectangular (W 0.5' x L: 1' x H: 0')
IES Classification: Type I - Short
BUG Rating: B3 - U0 - G3

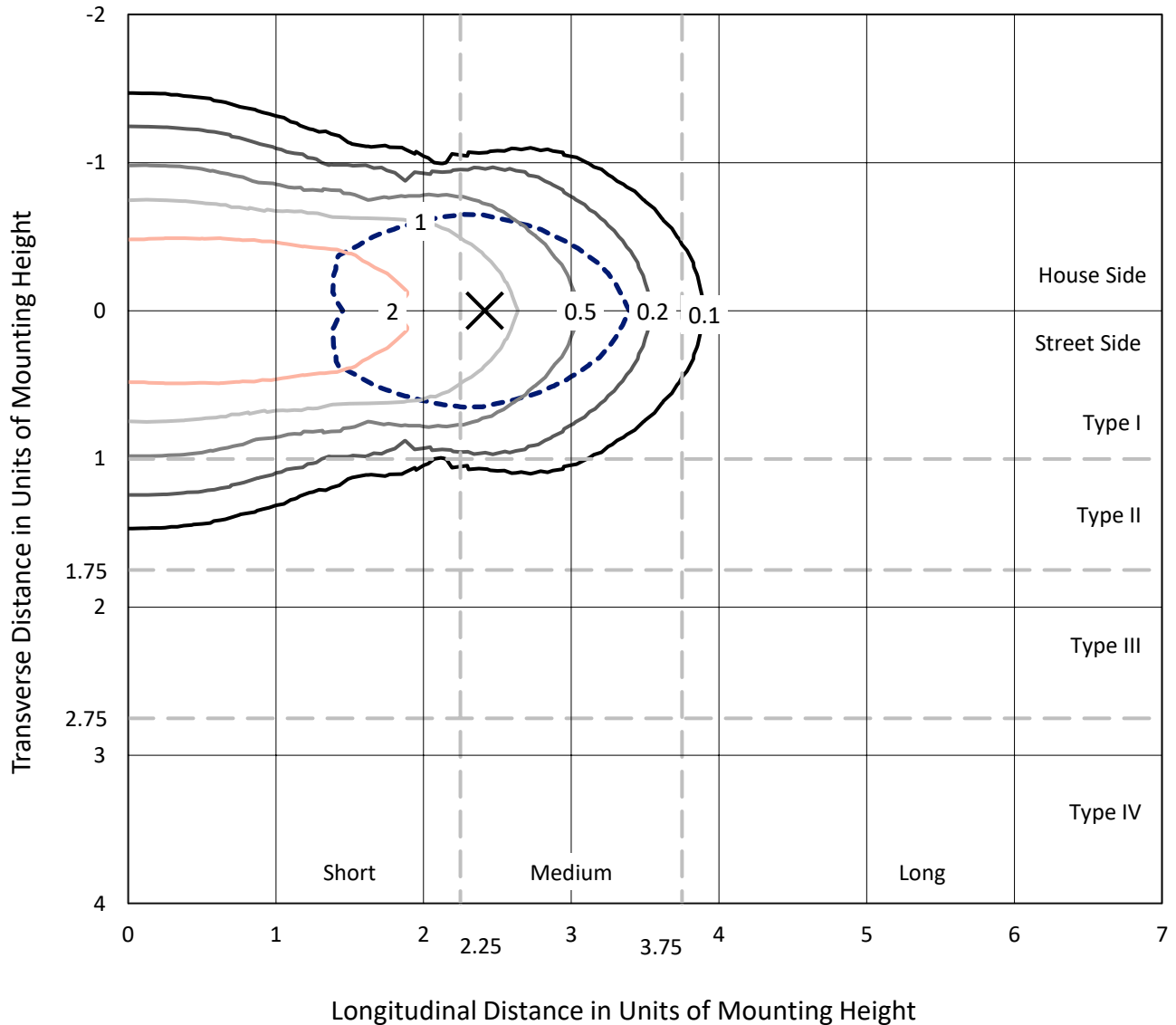
Input Watts (W): 82
Input Voltage (V): NR
Input Current (A_{in}): NR
Voltage Rise (V): NR
Power Factor: NR
Total Harmonic Distortion (THDi): NR
Frequency (hertz): 60
Stabilization Time: NR
Operation Time: NR
Ambient Temperature (°C): NR
Test Distance: 24 FT



REPORT NUMBER: P451424
 CATALOG NUMBER: GALN-SA2B-740-U-T1

Iso-Footcandle Lines of Horizontal Illumination

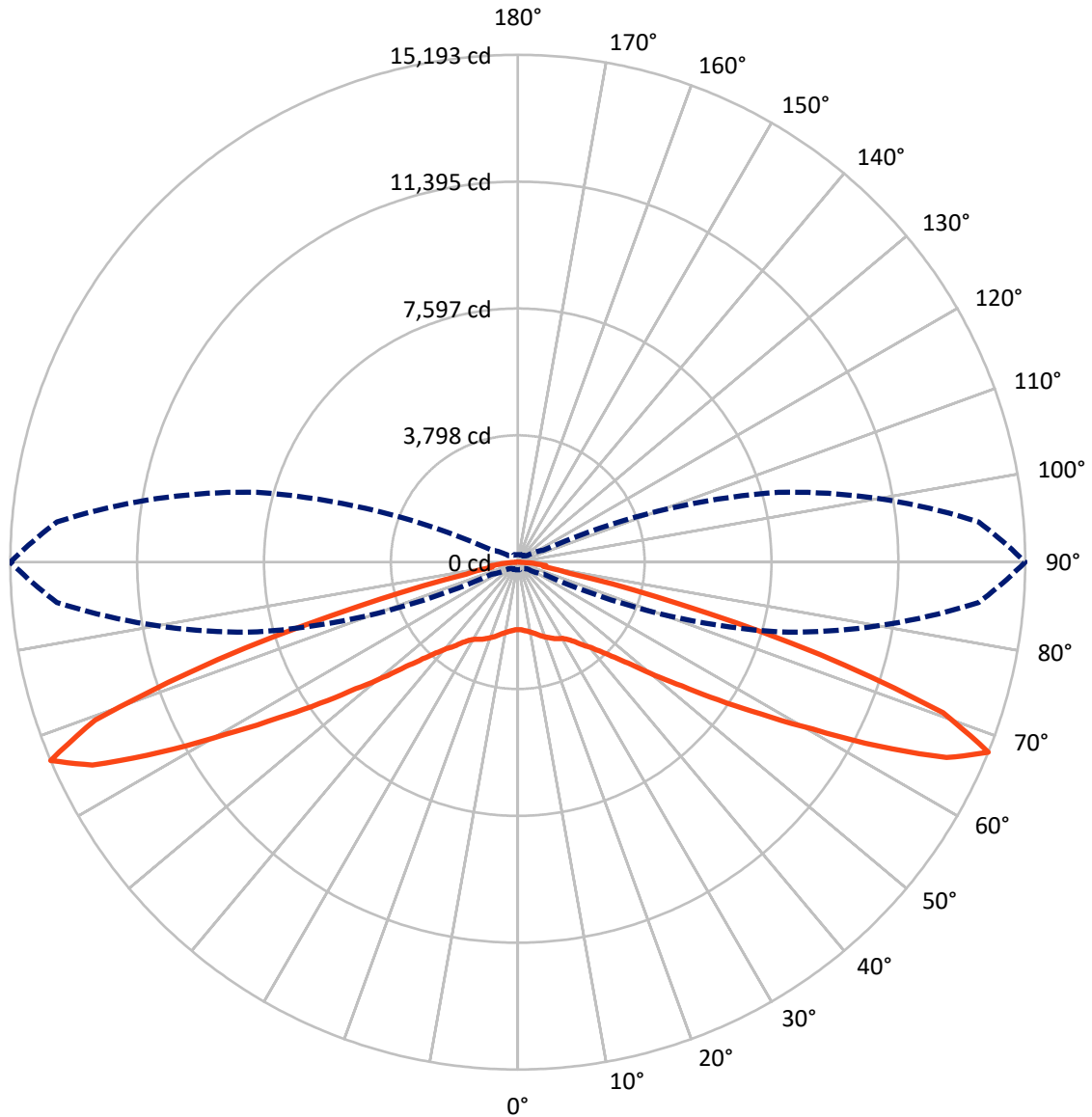
× Max cd
 - - - 1/2 Max cd



Based on 25 foot mounting height. Maximum calculated value = 3.4 fc
 Type I - Short - N/A

REPORT NUMBER: P451424
CATALOG NUMBER: GALN-SA2B-740-U-T1

Luminous Intensity Polar Plot



— Vertical Plane Through 90-Deg Lateral - - - Horizontal Cone Through 67.5-Deg Vertical

REPORT NUMBER: P451424

CATALOG NUMBER: GALN-SA2B-740-U-T1

FLUX DISTRIBUTION:

		Downward	Upward	Total
House Side	Lumens	5711.5	0.0	5711.5
	% Fixture	50.0	0.0	50.0
Street Side	Lumens	5711.5	0.0	5711.5
	% Fixture	50.0	0.0	50.0
Total	Lumens	11423.0	0.0	11423.0
	% Fixture	100.0	0.0	100.0

Coefficient of Utilization

ZONAL LUMENS:

Zone	Lumens	% Fixture
0°-10°	201.6	1.8
10°-20°	645.1	5.6
20°-30°	1079.7	9.5
30°-40°	1462.7	12.8
40°-50°	1852.7	16.2
50°-60°	2314.5	20.3
60°-70°	2720.6	23.8
70°-80°	1040.7	9.1
80°-90°	105.4	0.9
90°-100°	0.0	0.0
100°-110°	0.0	0.0
110°-120°	0.0	0.0
120°-130°	0.0	0.0
130°-140°	0.0	0.0
140°-150°	0.0	0.0
150°-160°	0.0	0.0
160°-170°	0.0	0.0
170°-180°	0.0	0.0
0°-90°	11423.0	100.0
0°-180°	11423.0	100.0



REPORT NUMBER: P451424

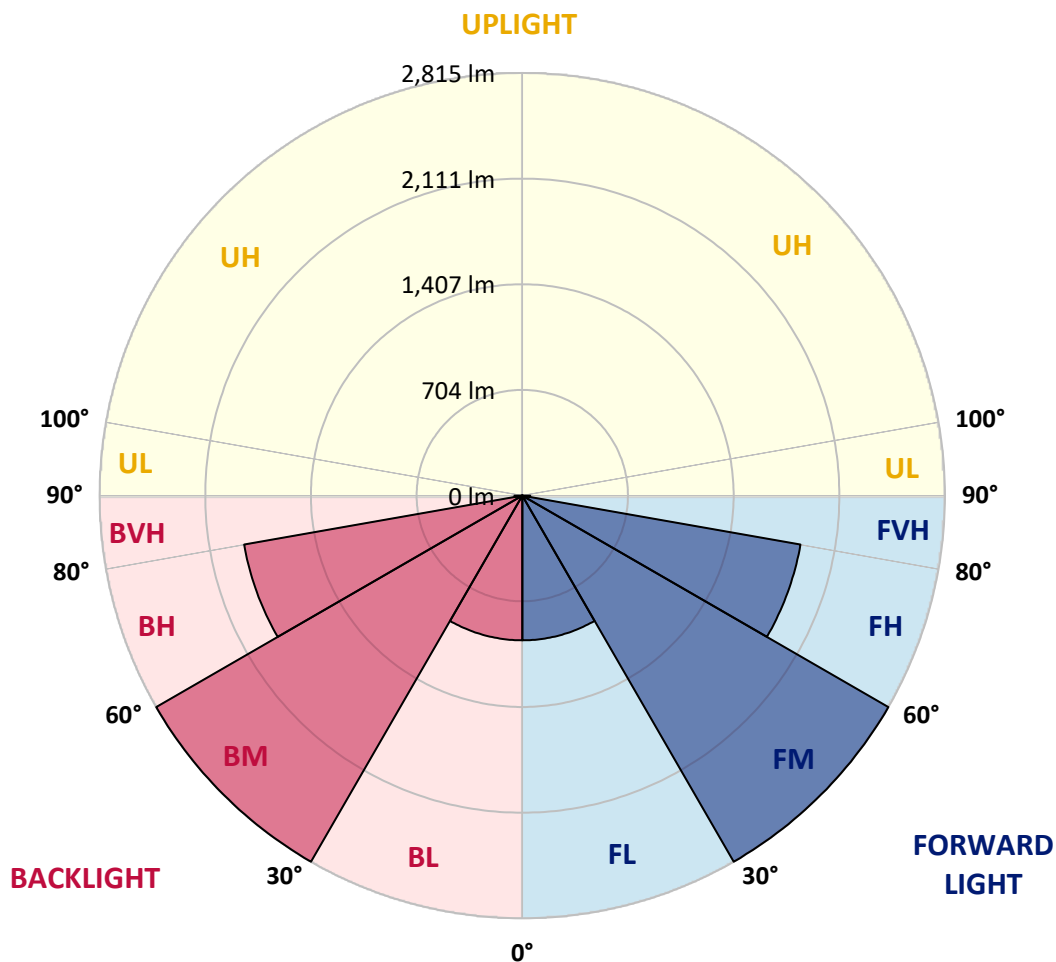
CATALOG NUMBER: GALN-SA2B-740-U-T1

LUMINAIRE CLASSIFICATION SYSTEM LUMEN TABLE AND BUG RATING:

Zone		Lumens	% Fixture	Zone Rating/Lumen Limit		
				B	U	G
FL	(0°-30°)	963.2	8.4			
FM	(30°-60°)	2814.9	24.6			
FH	(60°-80°)	1880.7	16.5			G2/5000
FVH	(80°-90°)	52.7	0.5			G1/100
BL	(0°-30°)	963.2	8.4	B2/1000		
BM	(30°-60°)	2814.9	24.6	B3/5000		
BH	(60°-80°)	1880.7	16.5	B3/2500		G3/2500
BVH	(80°-90°)	52.7	0.5			G1/100
UL	(90°-100°)	0.0	0.0		U0/0	
UH	(100°-180°)	0.0	0.0		U0/0	

BUG Rating: B3-U0-G3

Type I Short





REPORT NUMBER: P451424
 CATALOG NUMBER: GALN-SA2B-740-U-T1

CANDELA DISTRIBUTION (FULL):

	0°	5°	15°	25°	35°	45°	55°	65°	75°	85°	90°
0°	2022.2	2022.2	2022.2	2022.2	2022.2	2022.2	2022.2	2022.2	2022.2	2022.2	2022.2
2.5°	2048.2	2046.9	2047.5	2046.9	2048.8	2047.5	2039.9	2033.6	2028.6	2029.2	2027.3
5°	2091.8	2092.4	2093.1	2089.9	2094.3	2091.8	2079.8	2069.7	2059.5	2055.8	2054.5
7.5°	2127.9	2131.0	2132.9	2136.1	2143.7	2143.7	2137.3	2122.8	2100.7	2088.0	2087.4
10°	2163.9	2166.4	2172.1	2182.3	2194.9	2206.9	2204.4	2184.8	2156.3	2134.8	2129.8
12.5°	2176.6	2179.7	2198.7	2227.8	2256.3	2279.7	2279.7	2263.9	2227.2	2194.3	2184.8
15°	2132.3	2138.0	2172.1	2234.1	2308.8	2360.0	2371.4	2349.2	2310.0	2259.4	2248.0
17.5°	2044.4	2058.3	2108.3	2200.0	2323.9	2430.2	2463.1	2452.4	2401.7	2337.2	2323.9
20°	1950.1	1965.3	2018.4	2139.9	2311.3	2471.3	2566.8	2569.4	2506.8	2413.1	2393.5
22.5°	1846.4	1857.8	1926.1	2068.4	2273.3	2480.8	2656.0	2699.7	2614.9	2489.0	2461.2
25°	1730.0	1742.6	1814.1	1967.8	2201.9	2470.1	2737.6	2833.8	2728.1	2570.0	2534.6
27.5°	1618.7	1623.7	1700.3	1856.5	2107.6	2442.2	2797.7	2957.1	2853.4	2637.1	2592.1
30°	1511.8	1523.8	1591.5	1745.8	1999.5	2387.8	2849.6	3097.5	2988.1	2707.3	2649.7
32.5°	1398.5	1413.1	1486.5	1642.7	1891.3	2306.2	2881.2	3251.2	3176.0	2821.1	2759.8
35°	1289.7	1299.2	1373.2	1525.1	1785.7	2211.4	2886.9	3424.6	3418.2	2993.8	2912.2
37.5°	1178.4	1192.3	1267.0	1412.5	1673.7	2110.8	2858.4	3608.6	3710.5	3233.5	3145.6
40°	1071.5	1083.5	1156.9	1303.7	1546.6	1988.1	2790.8	3776.9	4051.4	3480.2	3355.6
42.5°	955.1	958.3	1038.6	1187.9	1421.9	1845.7	2693.4	3926.8	4431.6	3811.0	3656.1
45°	822.9	831.2	905.8	1052.5	1279.0	1686.3	2561.1	4050.8	4913.6	4269.6	4058.4
47.5°	690.7	697.7	766.0	910.9	1122.8	1503.5	2357.5	4159.6	5408.2	4852.2	4575.2
50°	561.7	565.5	621.2	749.6	946.9	1311.3	2105.1	4194.4	5967.4	5677.0	5323.4
52.5°	444.0	449.7	492.1	592.7	759.0	1084.2	1832.5	4108.3	6620.2	6654.9	6156.5
55°	359.9	361.8	393.4	467.4	593.3	846.3	1503.5	3868.6	7322.3	7908.0	7272.3
57.5°	309.9	311.2	328.9	370.0	456.7	638.2	1166.4	3415.1	7952.9	9376.1	8558.9
60°	281.5	282.1	292.2	316.3	361.8	489.6	835.6	2774.9	8575.3	11010.0	10157.9
62.5°	263.8	263.8	270.7	284.0	306.1	375.7	605.3	2002.0	9001.7	12667.9	12128.9
65°	246.7	246.7	251.8	261.2	273.3	307.4	447.2	1305.6	8990.9	13875.4	14111.3
67.5°	227.1	227.1	230.9	240.4	247.3	264.4	345.4	855.2	8076.3	13848.8	15193.0
70°	203.7	203.7	208.7	217.0	222.7	233.4	272.6	585.1	5933.2	11824.7	13511.7
72.5°	180.3	180.9	184.1	192.3	196.7	203.0	226.4	409.9	3639.6	8051.6	9447.6
75°	154.3	155.6	158.8	167.0	170.8	173.3	191.0	292.2	1841.3	4341.1	4942.7
77.5°	124.6	127.1	129.0	137.9	140.4	144.2	157.5	211.3	808.4	1559.8	1573.8
80°	91.1	94.2	99.9	108.2	110.1	112.6	120.2	149.9	366.2	712.2	773.6
82.5°	67.0	71.5	64.5	75.3	75.3	72.1	84.8	100.6	168.3	705.3	843.8
85°	36.7	37.3	33.5	38.6	41.1	40.5	44.9	49.3	81.6	470.6	485.2
87.5°	8.9	9.5	10.1	12.0	14.5	14.5	15.8	13.9	26.6	152.4	87.3
90°	0.0	0.0	0.0	0.0	0.0	0.0	0.0	0.0	0.0	0.0	0.0

(END OF REPORT)